



**OFFICIAL
ATTEMPT**

GUINNESS WORLD RECORDS™ TITLE ATTEMPT

Germ Busting Washathon

Largest hand hygiene lesson (multiple venues)

UK SCHOOLS ACROSS THE LAND - WASH YOUR HANDS!

GLOBAL HANDWASHING DAY - 15TH OCTOBER 2024 - 10:45AM

Schools will be sent a FREE soap dispenser and pack of Germ's Journey books for participating.

WHAT IS THE GUINNESS WORLD RECORDS TITLE ATTEMPT?

Germ's Journey are aiming to secure the record: '*Largest hand hygiene lesson (multiple venues)*' for the largest number of primary school children taking part in an online handwashing lesson at the same time.

HOW DO SCHOOLS SIGN UP?

To sign up, visit: <https://www.germsjourney.com/world-record-2024/> and complete the sign-up form at the bottom of the page. Please note you **MUST** be signed up to take part.

IS IT FREE TO TAKE PART?

Yes, there is no cost at all to take part in this event. Germ's Journey's ethos is to make all of our teaching and learning resources as accessible as possible, with our resources being free-at-the-point-of-access on our website (www.germsjourney.com)

HOW WILL THE DAY RUN, WHAT DO SCHOOLS NEED TO DO TO DO ON THE DAY OF THE ATTEMPT?

- Before the attempt day (15th Oct), schools will be sent the link to the live-stream lesson, we will be using Microsoft Teams to do so.
- The class teacher or TA/Support Staff will act as the steward. There must be 1 steward per class in any single attempt area (either the classroom or school hall).
- There must be **1 witness per attempt area** (either the classroom or school hall), another teacher, head teacher or deputy head teacher can act as the witness.
- Please note that **there must be at least 25 children in the attempt area to qualify.**
- Each Teacher/TA (steward) who took the morning class register should:
 - Escort that class to the attempt area (e.g. Own classroom or school hall)
 - Count each child of that class entering the attempt area & take the video evidence of the children entering the class (Evidence 1). You must record/make a note of the number of children in your class that have entered the attempt area. You will be asked for this number in your steward statement.
- If combining classes together, each class teacher/TA (Steward) who took the morning class register must escort, count in and stay with their own class and observe their own pupils within the attempt area.

HOW WILL THE DAY RUN, WHAT DO SCHOOLS NEED TO DO TO DO ON THE DAY OF THE ATTEMPT?

- **Teachers/Stewards will be required to video every child from the waist down walking into the attempt area, one-by-one**, so that they can be counted (Evidence 1). **Children should not be identifiable.** Please make sure this is a continuous video (e.g. do not take multiple videos, please film from the first child walking in, until the last child). Please also ensure each child can clearly be counted.
- A witness (another teacher/ headteacher/ deputy head) must be stationed at the entry point into the attempt area to observe the steward's entire counting process (e.g. for larger attempt areas with multiple classes the witness must observe the full counting in of all classes).
- **The Teacher/Steward will need to log in to the video call**, where the virtual lesson will take place and stay and observe throughout the whole lesson. **Please make sure the screen, which shows the live stream, can be seen by all children and teachers** (e.g. a projector/interactive whiteboard etc).
- Children must take part in the lesson. We will ask children to mime handwashing actions and to close the lesson we will ask the children to go and wash their hands properly at a sink, or clean their hands using hand sanitiser, putting what they have learnt into practice!



**OFFICIAL
ATTEMPT**

HOW WILL THE DAY RUN, WHAT DO SCHOOLS NEED TO DO TO DO ON THE DAY OF THE ATTEMPT?

- As the lesson is taking place, stewards will need to **take a 20-30 second video** (Evidence 2) and a **photo of the back of the children's heads** (Evidence 3), with the **screen visible**, with **all children in frame** to evidence that they are in the classroom. During the lesson stewards will be prompted to do this.
- Please note that **any child that leaves the attempt space will be discounted** from the attempt. Stewards will need to take this into account when providing the final participant numbers at the end of the lesson.

HOW DO SCHOOLS SUBMIT THE EVIDENCE?

- **Stewards will submit the evidence via a Google drive. Each steward will need a gmail/Google account to submit their evidence.** If you do not have a google/gmail account, please create one (it is free to do so).
- **Schools will be sent a link to access the google drive before the event.**
- When submitting the evidence, the **Steward(s) will need to select their school's folder on the Google drive and upload: The video of children walking into the attempt area (Evidence 1). The video of the children within the lesson (Evidence 2). The photo of the children in the lesson (Evidence 3).**
- **Please ensure you label each file clearly with the Attempt Area letter and the evidence number.** E.g. 'Attempt Area A, Evidence 1' , 'Attempt Area A, Evidence 2', 'Attempt Area A, Evidence 3'.
- Within each school's folder, there will folders named 'Attempt Area A', 'Attempt Area B', and so on. **Stewards will need to ensure they upload the correct evidence to the correct Attempt Area.** If schools are planning to just have one attempt area (e.g. a school hall) then please use Attempt Area A folder.
- **Please upload the separate evidence for each attempt area into the separate folders.** Please do not mix/combine evidence.

HOW DO SCHOOLS SUBMIT THE EVIDENCE?

- **Steward(s) will also need to complete a Steward statement** (Evidence 4); this will be an online form. For the Steward statement, you will need to follow the link on the Google drive in your school's folder, complete the form, and submit. **Please ensure Stewards follow the Steward statement link.**
- **Witnesses will be required to complete a separate evidence statement** (Evidence 5), via an online form.
- Please note **there will be 2 separate statement forms**, one for Stewards and one for Witnesses – **please ensure you complete the correct form.**
- For the Witness statement, you will need to follow the link on the Google drive in your school's folder, complete the form, and submit. **Please ensure Witnesses follow the Witness statement link.**
- **Teachers and Headteachers will also be required to complete an additional information form** (Evidence 6) after the attempt. This can be found through a link, also located in your school's folder on the Google drive.
- Please note that all of this evidence is required in order for your school to count towards the world record attempt.
- Please follow the accompanying Evidence Checklist to ensure you submit all the correct evidence.



**OFFICIAL
ATTEMPT**

WHEN WILL WE KNOW IF WE HAVE BROKEN THE RECORD?

After the attempt, the evidence must be counted and verified. As soon as we have heard back from GUINNESS WORLD RECORDS we will let schools know. Typically this takes around 3-4 weeks.

ARE THERE ANY MEMORABILIA THAT SCHOOLS/PARENTS CAN BUY TO CELEBRATE THE ACHIEVEMENT?

You will be able to purchase your **official certificate of participation and medals** at the [GUINNESS WORLD RECORDS](#) online store! More information will be given closer to the attempt day.

DO SCHOOLS RECEIVE ANYTHING FOR TAKING PART?

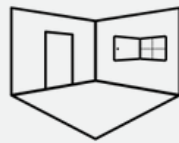
Yes! As a thank-you for taking part, a couple of weeks before the event, **schools will be sent a free soap dispenser** and guidance packs about how to participate. After the event, schools that have uploaded the evidence will be sent a **pack of Germ's Journey books**.

WE HAVE MORE QUESTIONS, WHERE CAN SCHOOLS GET MORE INFORMATION?

You can email enquiries@germsjourney.com if you have any questions. We will be closely monitoring our emails, so if you have any trouble with submitting your evidence, we will be on-hand to offer support.

RECAP

**1
WITNESS**



**PER
ATTEMPT
AREA**


**1
STEWARD**



PER CLASS

**EVIDENCE
1**

**1 VIDEO OF
EACH CHILD**




**FROM THE
WAIST DOWN**

**WALKING INTO
THE ATTEMPT
AREA**

**EVIDENCE
2**

**20-30 SECOND
VIDEO OF EACH
CHILD**



**SHOWING THE
BACK OF THEIR
HEADS**



**IN THE
CLASSROOM**



**WITH THE
SCREEN
VISIBLE**

**EVIDENCE
3**

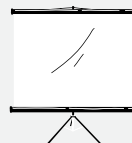
**PHOTO OF
EACH CHILD**



**SHOWING THE
BACK OF THEIR
HEADS**



**IN THE
CLASSROOM**



**WITH THE
SCREEN
VISIBLE**

**EVIDENCE
4**

**STEWARD'S
EVIDENCE
ONLINE FORM**



**EVIDENCE
5**

**WITNESS'
EVIDENCE
ONLINE FORM**



**EVIDENCE
6**

**ADDITIONAL
INFORMATION
ONLINE FORM**

